

# QUARTERLY RETIREMENT REVIEW

Published quarterly for SLR retirement plan  
participants and individual investors.



**S.L. Reed  
& Company**

Member: FINRA - SIPC

SUMMER 2022 ISSUE

## IN THIS ISSUE

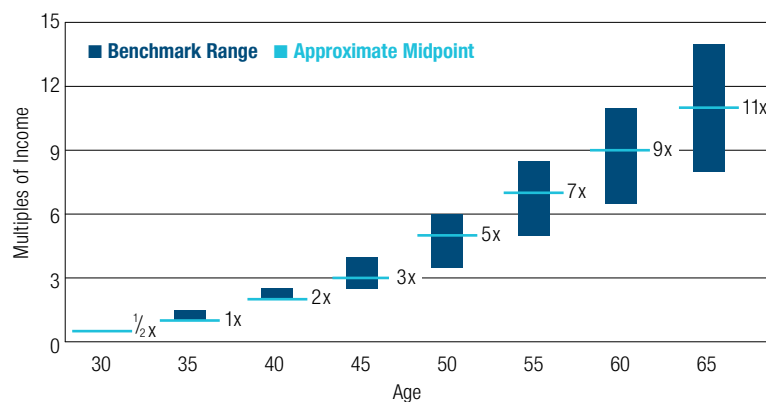
- Getting Ready
  - Check Your Progress
  - Your Savings Benchmark
  - Building Your Emergency Fund
  - Prioritize Saving For Retirement
- How Do You Compare?



## GETTING READY

### Savings Benchmarks by Age

Find your retirement savings benchmark by looking for your approximate age.



Benchmarks are based on a target multiple at retirement age and a savings trajectory over time consistent with that target and the savings rate needed to achieve it. Household income grows at 5% until age 45 and at 3% (the assumed inflation rate) thereafter. Investment returns before retirement are 7% before taxes, and savings grow tax-deferred. The person retires at age 65 and begins withdrawing 4% of assets (a rate intended to support steady inflation-adjusted spending over a 30-year retirement). Savings benchmark ranges are based on individuals or couples with current household income between \$75,000 and \$250,000. Target multiples at retirement reflect estimated spending needs in retirement (including a 5% reduction from preretirement levels); Social Security benefits (using the SSA.gov Quick Calculator, assuming claiming at full retirement ages and the Social Security Administration's assumed earnings history pattern); state taxes (4% of income, excluding Social Security benefits); and federal taxes (based on rates as of January 1, 2018). While federal tax rates are scheduled to revert to pre-2018 levels after 2025, those rates are not reflected in these calculations. For the benchmarks, we assume the household starts saving 6% at age 25 and increases the savings rate by 1% annually until reaching the necessary savings rate.

SOURCE: T. ROWE PRICE

Four things to do in the decade leading up to retirement:

How do you prepare for a comfortable retirement? For many people, the answer can seem overly complex, but it doesn't have to be. The following steps can help you strengthen your long-term financial position while keeping your retirement plans on track.

### Check your progress:

Considering you may spend 30 years or more in retirement, it's important to save enough so that your money will last. One way to check your progress is to look at how much you might have saved by certain ages. (See the chart.)

## Your Savings Benchmark:

To find your retirement savings benchmark, look for your approximate age and consider how much you've saved so far. Compare that amount with your current gross income or salary.

These benchmarks assume you'll be dependent primarily on personal savings and Social Security benefits in retirement. However, if you have other income sources, you may not have to rely as much on your personal savings, so your benchmarks are a good starting point, but circumstances vary by person and over time.

Key factors that affect the savings benchmarks include: income and marital status. Depending on your situation you may want to consider other benchmarks within the ranges. As you're nearing retirement think about analyzing your spending and income sources more carefully.

## Building your emergency fund:

You may need to modify other savings programs and cut spending for a short period of time while building up your cash reserves. Start by saving \$1,000 to \$5,000 right away. Then continue building up your reserve over time with a goal of completing the process within one to two years.

### Nearing Retirement: A More Detailed Look

Depending on your personal circumstances and income, you may want to consider other benchmarks within the ranges.

Current Household Income	Married, Dual Income*			Married, Sole Earner			Single		
	Age 55	Age 60	Age 65	Age 55	Age 60	Age 65	Age 55	Age 60	Age 65
\$75,000	5½ x	7½ x	9 x	5 x	6½ x	8 x	6½ x	8½ x	10½ x
\$100,000	6½ x	8½ x	10½ x	5½ x	7 x	9 x	7 x	9 x	11½ x
\$150,000	6½ x	9 x	11 x	6½ x	8½ x	10½ x	7½ x	10 x	12½ x
\$200,000	7 x	9 x	11½ x	7 x	9½ x	12 x	8 x	11 x	13½ x
\$250,000	7 x	9½ x	12 x	7½ x	10½ x	13 x	8½ x	11 x	14 x

\*"Dual income" means that one spouse generates 75% of the income that the other spouse earns. These are rough estimates with a wide range of possibilities as determined by a variety of factors.

SOURCE: T. ROWE PRICE

## Prioritize saving for retirement:

Generally speaking, most investors should save at least 15% of their income (including any company

contributions) in order to achieve the savings benchmarks at various ages. Even if you're on track, keep prioritizing your retirement. If you aren't

where you want to be with your saving, focus less on the shortfall and more on the incremental actions that you can take to secure your financial future.

## HOW DO YOU COMPARE?

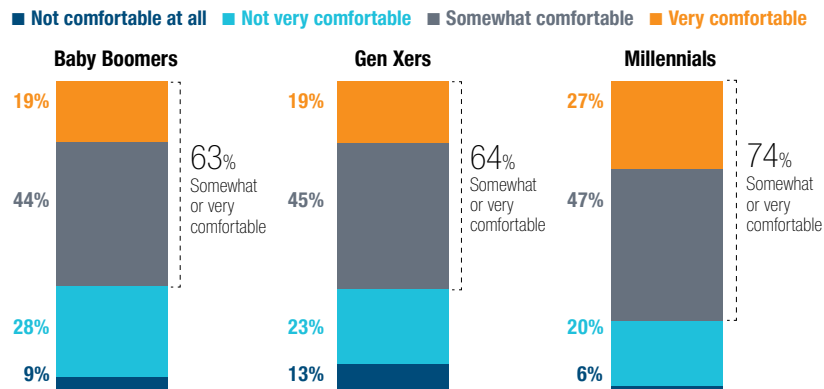
Recent T. Rowe Price surveys asked more than 3,000 adults about their opinions on retirement and other financial items.

While some differences were revealed, the results also showed similarities both within and across generations.

### Reaching Goals

A majority of respondents across all generations feel somewhat or very comfortable that they are on track to meet their financial goals. Millennials report the greatest level of comfort of the three generations surveyed.

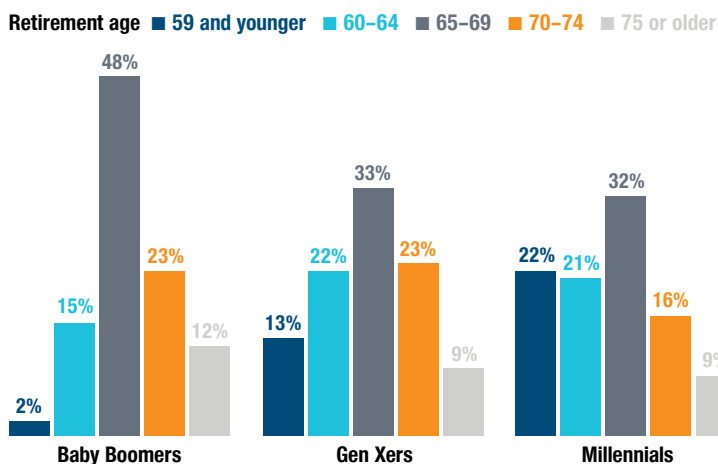
**Q:** All things considered, how comfortable are you that you are on track to meet your financial goals?



### Retirement Age

Millennials expect to retire at an earlier age than older generations, with close to half (43%) expecting to retire before they turn age 65, compared with 35% for Gen Xers and 17% for baby boomers.

**Q:** At what age do you expect to retire?



\*T. Rowe Price Retirement Savings and Spending survey. Representative national study of 3,022 adults age 18+ (in 2017) and 3,005 adults age 21+ (in 2018); never retired; currently contributing to a 401(k) plan or eligible to contribute and have a balance of \$1,000+.

### Saving Enough

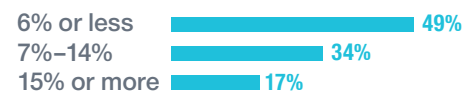
Across all generations, less than a quarter of people are contributing 15% or more of their income to their 401(k)s.

**Q:** How much of your personal income are you planning to contribute to your 401(k) this year?

#### Millennials



#### Gen Xers



#### Baby Boomers



### NEXT STEPS

Call us at 1-888-789-6857 or visit [troweprice.com/insights](https://troweprice.com/insights) to learn more about how to achieve your financial goals.

SOURCE: T. ROWE PRICE

# 2022 Financial Numbers

Below are retirement contribution limits, tax rates, and more information to keep in mind throughout 2022.

## Roth IRAs and Traditional IRAs



2021 Limit  
\$6,000



2022 Limit  
\$6,000



Age 50 or Older?  
Add \$1,000 in catch-up  
contributions

## 401(k) Plans



2021 Limit  
\$19,500



2022 Limit  
\$20,500



Age 50 or Older? Add  
\$6,500 in catch-up  
contributions

## Tax Figures for 2022

Tax Rate Schedule	Taxable Income <sup>1</sup>		Marginal tax rate
	Single or head of household	Married filing jointly or qualifying widow(er)	
	Up to \$10,275	To to \$20,550	10%
	\$10,276-\$41,775	\$20,551-\$83,550	12%
	\$41,776-\$89,075	\$83,551-\$178,150	22%
	\$89,076-\$170,050	\$178,151-\$340,100	24%
	\$170,051-\$215,950	\$340,101-\$431,900	32%
	\$215,951-\$539,900	\$431,901-\$647,850	35%
	Over \$539,900	Over \$647,850	37%
Long-Term Capital Gains Tax Rate	0% Single filers with taxable income \$41,675 or less	15% Single filers with taxable income \$41,675-\$459,750	20% Single filers with taxable income > \$459,750
	Married filers with taxable income \$83,350 or less	Married filers with taxable income \$83,350-\$517,200	Married filers with taxable income > \$517,200
Annual Gift Tax Exclusion	\$16,000 Each individual can gift up to \$14,000 per recipient in 2021 without gift tax.		
Lifetime Gift and Estate Tax Exclusion	\$12.06 million The unified lifetime gift and estate tax exclusion amount is \$11.7 million <sup>2</sup> in 2021. Gifts over the annual gift tax exclusion amount are counted against the lifetime amount. (State amounts vary.)		

**April 18, 2023**  
Deadline to make  
your 2022 IRA  
contributions.

SOURCE: T. ROWE PRICE

<sup>1</sup>Generally defined as adjusted gross income less exclusions, deductions, and exemptions.

<sup>2</sup>Unused portions of predeceasing spouse's exclusion amount may be used by surviving spouse.

Source: irs.gov.

### HAS ANYTHING CHANGED?

S.L. Reed & Company can help:

401(k) Rollover from Previous Employer  
Rollover IRA out of a Retirement Plan  
Traditional or ROTH IRA  
Taxable Accounts  
Annuities  
Insurance

Additionally, we can work with you on:  
Managed Accounts

For Assistance Call:  
Ken Kilpo (310) 893-3016

### S.L. REED & COMPANY

Robert W. Nichols, CEO

Website  
www.slreed.com

Telephone  
(866) SLREED1  
(310) 893-3030

Facsimile  
(310) 893-3031

Mailing Address:  
11111 Santa Monica Boulevard, Suite 1200  
Los Angeles, CA 90025